

What is a Special Needs Shelter?

A special needs shelter is a place to stay, when you have no other sheltering option. It should **ONLY** be used as a back-up to your personal sheltering plan.

A special needs shelter provides more care and supervision than a regular shelter to ensure your special medical needs are met during an evacuation.

To the extent possible under emergency conditions, the special needs shelter will provide a safe environment and basic assistance to maintain your current level of health.

Can I Bring My Pets?

ONLY trained service animals (dogs or miniature horses) are allowed. Their care is the sole responsibility of the owner, so having an additional caregiver present is recommended.

What Should I Expect?

Special needs shelters do not provide the comfort or convenience of a home or hotel, nor does it provide the level of care found in a medical facility.

A shelter may be in a school or other public facility. It may be crowded, noisy and lack any form of entertainment. You can expect the following:

- Food and water. If you want or need special food, you must bring it with you. All food must be non-perishable.
- Basic medical assistance and monitoring. Complex medical equipment or care is not available.
- Back-up electricity for light and essential medical equipment.
- You should bring any life sustaining home medical equipment you have and will need for your stay at the shelter.

Am I Eligible?

You may be, if:

- You are a person with special needs.
- Your care exceeds basic first aid provided at a general shelter.
- Your impairments or disabilities are stable.
- Your impairments or disabilities can be managed by the available medical staff and equipment of the special needs shelter.

The medical staff and equipment at the shelter is decided by the local emergency management agency and the county health department or designee.



Should I Register?

The answer is “Yes” if you have no other place to go and need:

- Assistance with medication.
- Observation by a health care professional.
- Electricity for life-supporting medical equipment.
- Basic nursing care.
- Oxygen therapy.
- Assistance to evacuate.

Don't Wait Until an Emergency!


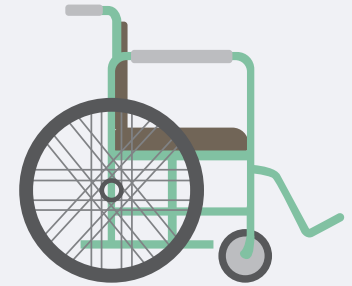

Pre-registering will ensure you have a back-up plan in place. If you can stay with family or friends or at a hotel out of the emergency area, please do so.

If you have no other sheltering option, pre-registering and being prepared to go to the special needs shelter will make the emergency easier to manage. Make sure to bring medical supplies and current medications to support any needs you may have while you're away from home. Caregivers to accompany you are encouraged.

How do I Apply for a Special Needs Shelter?

To register for the special needs shelter, visit SNR.FLhealthResponse.com or scan the QR code below and select your county to create an account.

Be sure select “submit” to ensure your application is received. Keep your username and password in a safe place so you can update your account as needed.



SPECIAL NEEDS SHELTERS

Disaster Preparedness for those with Special Medical Needs

